



Welcome & plan for today

Block 1 (45'):

Introduction,
interesting facts,
contextualizing EWP,
historical overview

**Introduction &
Interesting facts**

**Contextualizing
EWP - the EDSSI
architecture**

**Historical
overview and the
pillars of EWP
(IIA, LA, N, TR)**



ERASMUS+

For individual exchange programmes in Higher Education
Brief overview

Erasmus+



- **35** years old in 2022 with
- €3.9 billion budget for this year
- **flagship**
- opportunity for
 - **study** periods abroad, **traineeships**, apprenticeships, and **staff exchanges** and
 - cross border cooperation projects in different areas of education and training, youth and sport.
 - + European Universities initiative & European Strategy for Universities

https://ec.europa.eu/commission/presscorner/detail/en/ip_21_6180

<https://education.ec.europa.eu/sites/default/files/2022-01/communication-european-strategy-for-universities-grap-hic-version.pdf>

From 1987 to 2020: 33 years of European mobility

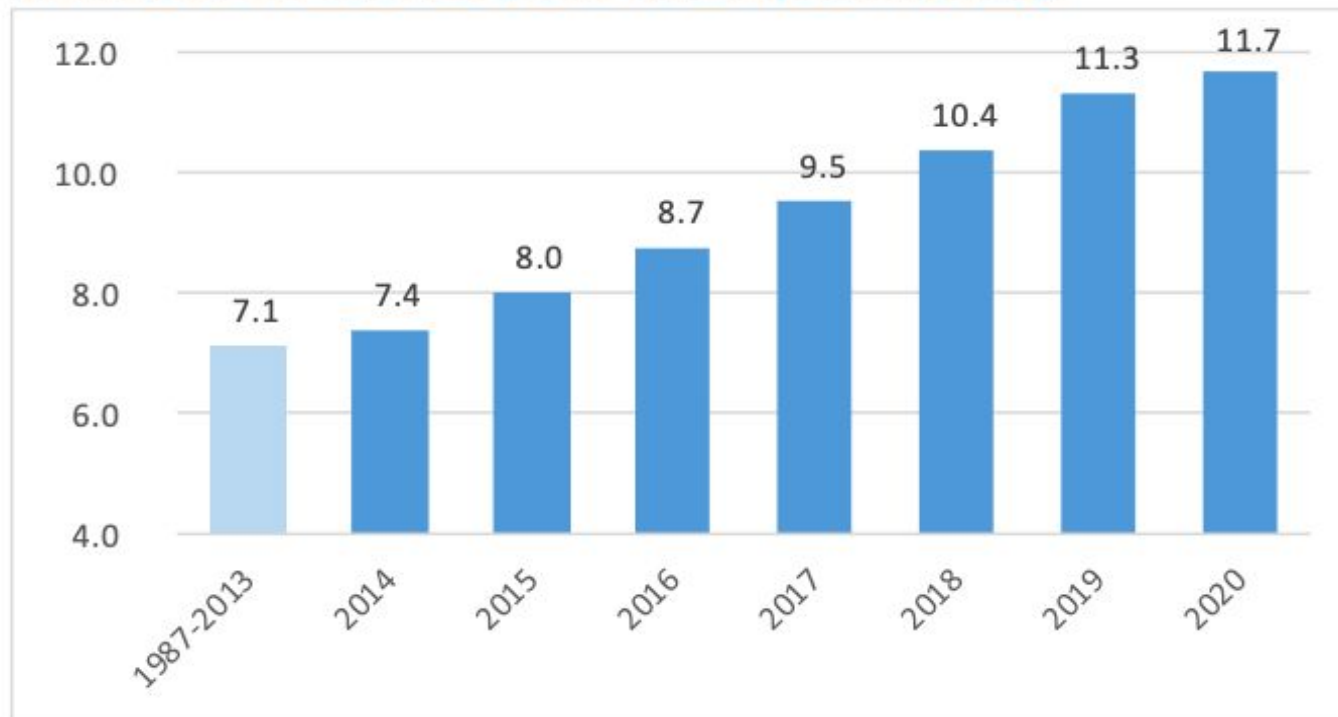


Figure 3 – Cumulative Erasmus+ mobility periods, all actions, learners and staff (total started per calendar year in millions since 1987)

The number of participants in higher education mobility was impacted by the pandemic in 2020

In 2020, interest in intra-European mobility activities remained high and nearly 4 184 higher education institutions and mobility consortia were awarded with mobility grants for **453 000 prospective participants, totalling 929 million euro**, the highest annual amount of the seven year period.

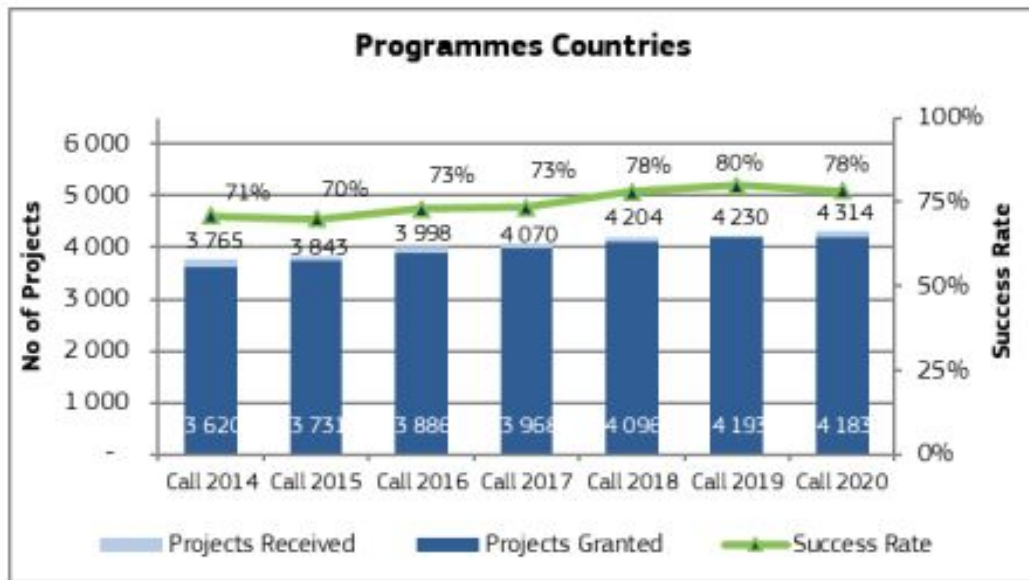


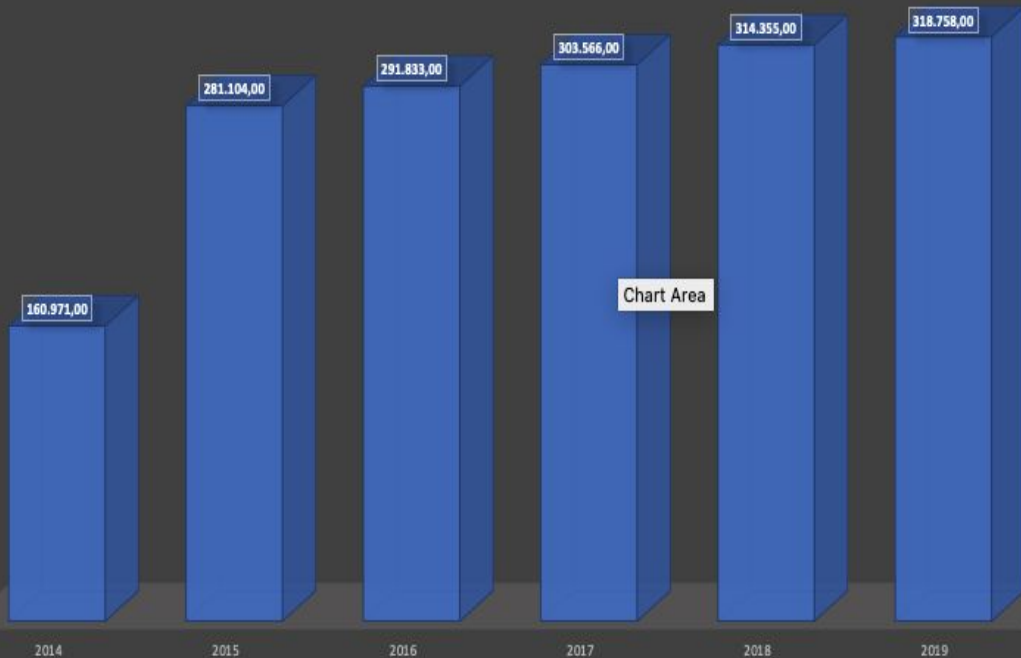
Figure 15 - KA103 higher education projects trend 2014-2020

NB: Success rate for higher education KA103 is calculated based on participants in contracted projects over participants in submitted projects

Erasmus+ study mobility in Europe



ERASMUS+ STUDY MOBILITY NUMBERS
(PROGRAM COUNTRY)



Spain sends and receives
most of the students
(followed by Germany and
France)

**More F than M (approx
60/40%)**

2014	160.971,00
2015	281.104,00
2016	291.833,00
2017	303.566,00
2018	314.355,00
2019	318.758,00
SUM	1.670.587,00

- **313 366** teaching mobilities 2014-19
- Gender balance **F 48%/M52%**
- **Polish** teachers most active
- **Spain** most popular destination

Erasmus+ - few challenges



- **blended** component
- inclusivity
- **digitalisation** and change management
- relations with internationalisation
- **Not to loose focus** - its a life changing experience for students and staff

Where to find interesting/useful statistics/data/information?

[Erasmus+ country factsheets - 2020](#)

[Erasmus mobility statistics 2014 - 2019 - Data Europa EU](#)

[Erasmus+ annual report 2020 - Publications Office of the EU](#)



Approx. how many teaching and study mobility have been realised between 2014 and 2019 in Erasmus+? (You will have 20 seconds to answer)

① Start presenting to display the poll results on this slide.